

Features

Float switch suitable for level regulation in grey or black water systems, drainage plants and pump systems

- 1 CO 20 A (8 A) 250 V AC
- 2 or 3 watertight chambers
- Cable length 5m, 10m or 20m
- Suitable for emptying and filling

* H07 RN F cable approved TÜV

For outline drawing see page 4

Technical data		72.A1.0000.xxxx	72.B1.0000.xxxx
Contact configuration		1 CO	1 CO
Rated current	A	20 A (8 A)	20 A (8 A)
Rated voltage	V AC	250	250
Breaking capacity DC1		6 A - 30 V DC	6 A - 30 V DC
Protection degree		IP 68	IP 68
Max liquid temperature	°C	+60	+60
Max depth	m	40	20
Cable material		PVC – H07 RN F*	PVC – H07 RN F*
Body material		Polypropylene	Polypropylene
Approvals (according to type)			

NEW 72.A1.0000.xxxx



- Float switch with 2 watertight chambers, for plumbing pumps and grey water systems
- Counterweight (300gr) with cable grip, included

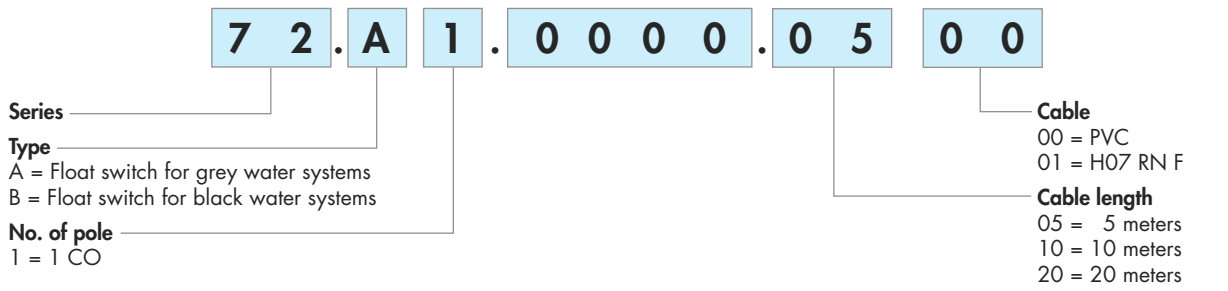
NEW 72.B1.0000.xxxx



- Float switch with 3 watertight chambers, for dirty water systems, drainage plants and pumping stations
- Supplied with fixing kit

Ordering information

Example: 72 Series, float switch, 1 CO.

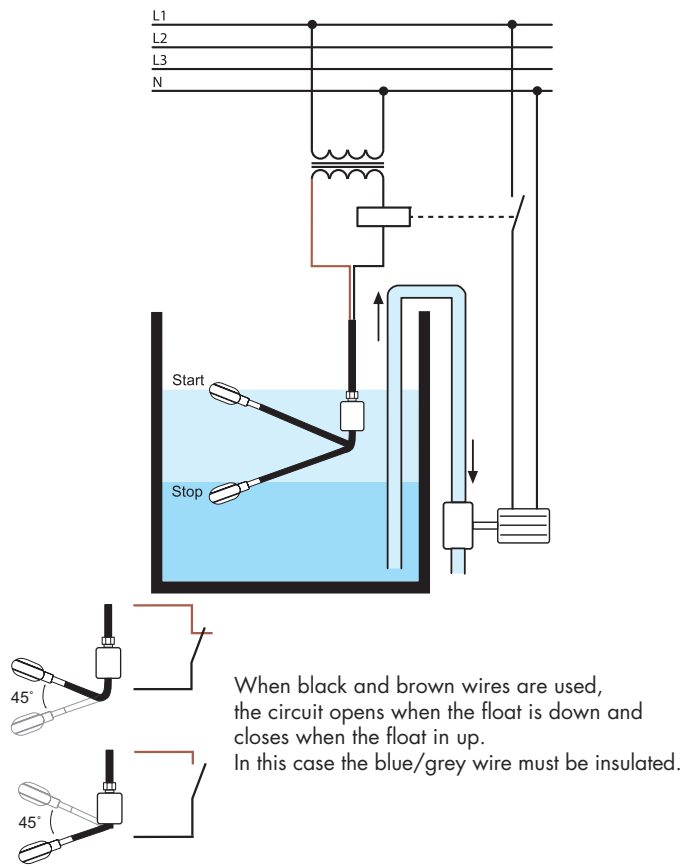


- Codes**
- 72.A1.0.000.0500
 - 72.A1.0.000.0501
 - 72.A1.0.000.1000
 - 72.B1.0.000.1000
 - 72.B1.0.000.1001
 - 72.B1.0.000.2001

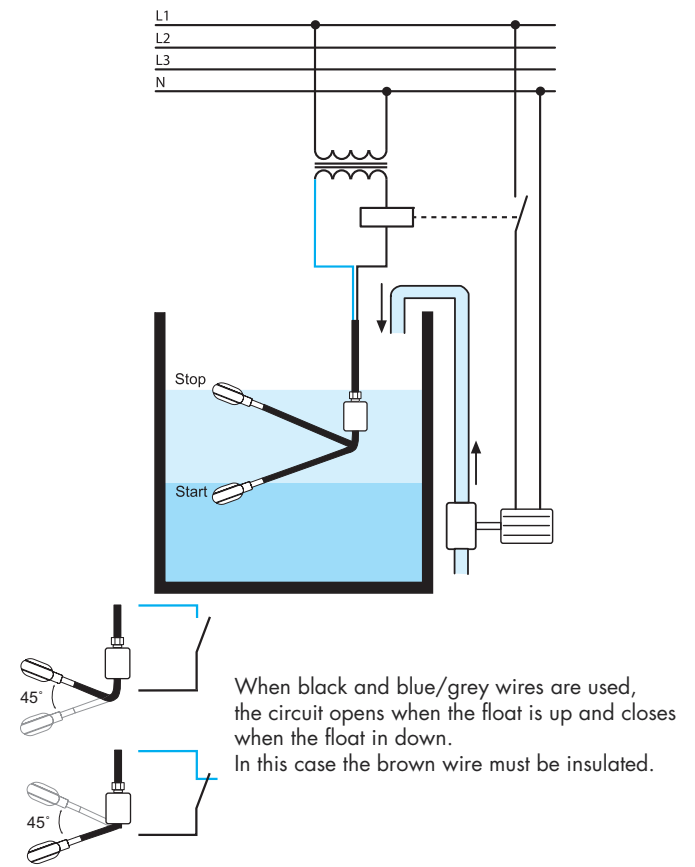
Applications

Type 72.A1

Emptying function

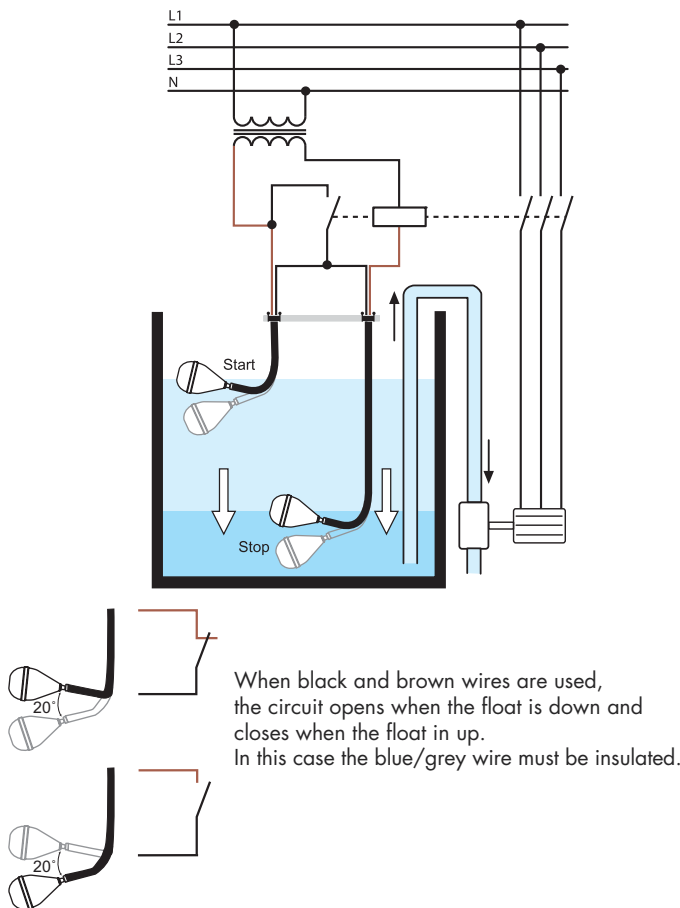


Filling function

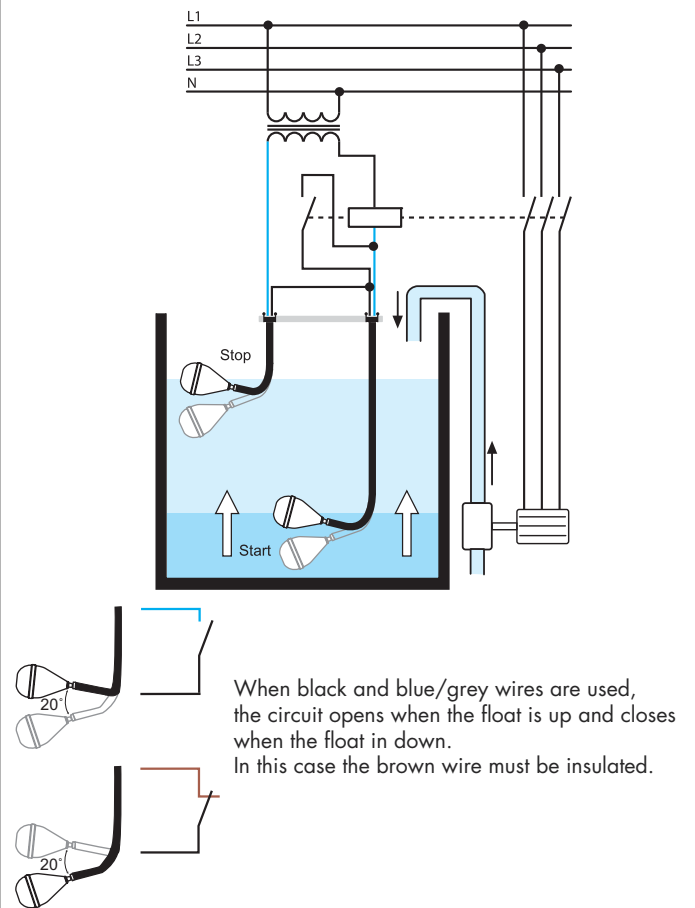


Type 72.B1

Emptying function

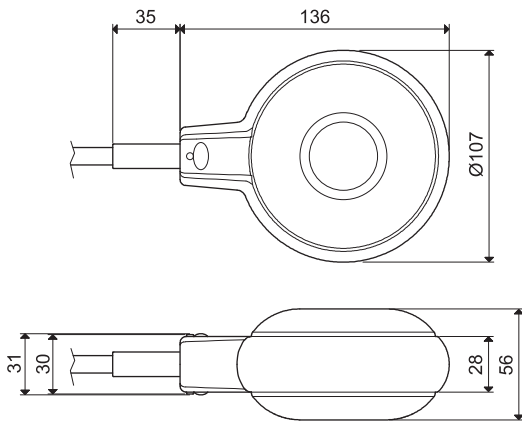


Filling function



Outline drawings

Type 72.A1



Type 72.B1

